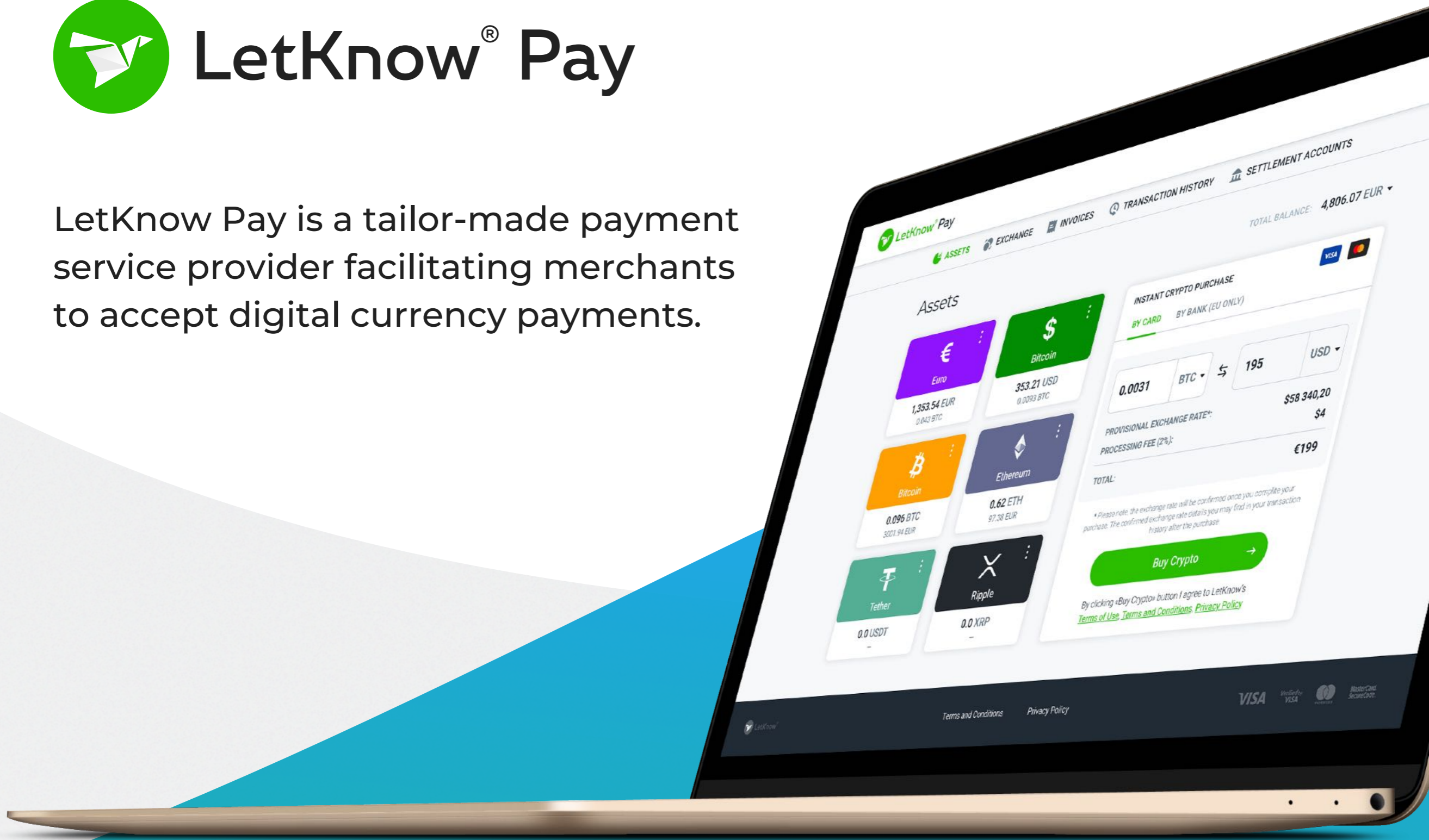




LetKnow Pay is a tailor-made payment service provider facilitating merchants to accept digital currency payments.



API integration

LetKnow Pay crypto payment gateway offers server to server API integration, which means the integration can be fully customized as per the merchant requirements.

ADDITIONALLY, WE PROVIDE



Full support on
API integration



Testing before
going live



API integration
for you

LetKnow Pay API Features

All the API processing methods supported by Pay-in and Pay-outs.

Crypto to crypto (C2C) processing

C2C is used when a client of the merchant wants to deposit 1 BTC and the merchant settles 1 BTC to a trader account for trading in crypto. The callback returns the crypto amount including all the fees.

Crypto to fiat (C2F) processing

C2F is used when a client of the merchant trades in fiat currencies, but deposits crypto. The client of the merchant requests to deposit USD 100 and receives the equivalent crypto amount to be sent in order to get credited USD 100. Once the crypto is received, LetKnow Pay converts the received crypto into fiat and credits USD 100 less the processing fee to the merchant account. The callback returns the fiat amount including all the fees.

Crypto to fiat processing with crypto settlements

It is the case when the trader of the merchant wants to deposit 100 USD but the merchant wants to be settled in the original crypto sent by the trader. For example, if a trader wants to deposit 100 USD in BTC and the BTC amount for example is 0.01 BTC to be sent, the merchant will be settled 0.01 BTC to their LetKnow Pay balance less processing fees, but the callback will be sent with the fiat amount.

Crypto to fiat processing with USDT settlements

It is the case when the trader of the merchant wants to deposit 100 USD but the merchant wants to be settled in USDT. For example, if a trader wants to deposit 100 USD in BTC and the BTC amount for example is 0.01 BTC to be sent, the merchant will receive 100 USDT (assuming that 0.01 BTC is equal to 100 USD) to their LetKnow Pay balance less processing fees, but the callback will be sent with the fiat amount.

Large variety of supporting fiat currencies

For API calls "Crypto to fiat processing with crypto settlements" and "Crypto to fiat processing with USDT settlements" the following fiat currencies are supported: USD, EUR, GBP, CAD, TND, TRY, BRL, ZAR, RUB, SEK, NOK, JPY, CHF, GBP

LetKnow Pay is flexible on adding more fiat currencies on request. The average time to add an extra fiat currency is two working days upon request after LetKnow Pay management confirmation.

LetKnow Pay API Features

Crypto to crypto (C2C) processing

Binance Pay – LetKnow Pay provides instant deposits in USD and EUR for the traders who want to deposit from their Binance account.

For example, a trader has a Binance account and wants to deposit USD 100 to their merchant trading balance. A trader selects Binance Pay as the deposit method and gets a QR code to scan the invoice with the trader's Binance App to complete the payment. Once the trader has paid the Binance invoice from the Binance account, the trader will be instantly deposited USD 100. The merchant will also be credited USD 100 to their LetKnow Pay merchant account less the processing fees.



For more information how Binance Pay works please visit the following link: <https://www.youtube.com/watch?v=F84rxNn9VuA>

Deposits via Binance Pay are instant (less than 5 seconds) and its withdrawal network fee is free for the trader of the merchant.

Supporting multiple shops connected to a single merchant account

A merchant can maintain multiple API integrations, one API integration per shop. Additionally, the merchant can support multiple platforms from a single account and reconcile all the payments for all the different platforms in one account.

Provisional and confirmed exchange rates for crypto to fiat

LetKnow Pay provides a provisional exchange rate to protect the merchant from volatility risk exposure. When a trader initiates a crypto deposit, the provisional exchange rate will be provided to allocate the amount in crypto to be sent. When the crypto amount is received on the client's dedicated wallet address, the crypto will be exchanged into fiat at the Bitstamp market rate at that moment, and the confirmed amount will be sent out in the callback along with the success status.

The merchant can determine who pays :

— the processing fees

the gross amount, processing fee and the net amount is sent in the API callback. The merchant can decide who will pay the processing fee by crediting to a trader either the gross or a net amount.

— the withdrawal network fees

Only relevant for payouts via the API.

LetKnow Pay Business

- ✓ **EUR SWIFT and SEPA settlements to a merchant bank account**
- ✓ **Instant Settlements**
- ✓ **Competitive pricing for bank settlements**
- ✓ **Supporting settlements to payment agents**
- ✓ **Supporting settlements to pool accounts**
- ✓ **Assisting merchant banks with additional KYC and KYT requirements**
- ✓ **Bitstamp exchange rate**
- ✓ **Deep order book liquidity for API and manual exchange**
- ✓ **Unlimited deposits**
- ✓ **Minimum fiat deposit amount**
 - for C2F integration is 15 USD/EUR
 - for Crypto to fiat processing with crypto settlements and Crypto to fiat processing with USDT settlements is 1 for each fiat
- ✓ **LetKnow Pay provides instant exchange between crypto to fiat and fiat to crypto**

This means a merchant can deposit fiat balance with a bank transfer and purchase the desired cryptocurrency. Likewise for selling, the merchant can receive settlements from their PSPs and sell crypto to fiat and settle via the bank transfer.
- ✓ **Possibility for a merchant to mark up the exchange rate and earn extra revenue**
- ✓ **No rolling reserves or hold of payouts**


Merchant can settle the balance at any moment in crypto or fiat.
- ✓ **Manual payouts with comments section for your accounting team**

To easily locate each payout transaction in your merchant account. The comment column is also available in the XLS reports.
- ✓ **Balance report for auditors**

You can obtain the information of what was your end balance on a specific date of the year.
- ✓ **LetKnow Pay also provides a secure storage of the crypto funds for its merchants, with 1:1 assets backed**
- ✓ **Transparent accounting with all the fees included in the transaction history and in the XLS reports** [Learn More](#)
- ✓ **24/7 customer support via livechats, Skype, Slack, Zendesk**

Average time to answer customer question through Skype and Slack: 3 minutes. The merchant is responsible for AML and KYC of the depositors and provides this information to LetKnow Pay upon request.

Infrastructure



LetKnow Pay owns its Nodes while the majority of the players outsource services to BitGo.

No downtimes related to BitGo



One crypto address per client of the merchant for each crypto currency



Multiple deposits to the same crypto address

LetKnow Pay provides one wallet per trader, and therefore traders of the merchant can skip the hassle of going to the portal and initiating a deposit page. Instead the trader can just send the crypto funds to the already saved wallet address and get them instantly credited to their trading account balance. It is also common that exchanges and wallet providers are asking to whitelist the wallet address, but with LetKnow Pay the trader won't have to whitelist a new address every time.



No underpayment or overpayment issues


Since LetKnow Pay uses provisional and confirmed quotes, traders of the merchant can literally send any amount and still get credited the funds. Underpayment is a very common problem in the crypto industry due to the fact that traders forget to add the withdrawal network fees charged by their wallet providers on top of the sending amount.



Funds sent with a wrong network?

LetKnow Pay is able to retrieve the funds sent through the wrong network as long as the address where the funds were sent to belongs to LetKnow Pay. The same applies to currencies like Ripple (XRP), if the destination tag was missed.

LetKnow Pay supports cryptocurrencies with the most turnover:



BINANCE

PAY

Security



The merchant account is protected with the password and the 2FA authentication



Merchant account access only through whitelisted IP addresses (Optional)



Email verifications for each withdrawal request (Optional)



View only access for the support team and accounting team



PCI DSS Compliant (Level 2)



Protection from double spend attacks



KYT collection for each deposit transaction

The KYT results of the blockchain analysis is shown for each transaction in the merchant dashboard in the transaction history



Protection from various blockchain scams such as zero transfer scams